


Directions:

***Print out the book about the States of Matter.**

***Book Assembly:**



Keep all pages together. Fold in half. Separate the front page and set aside. Separate the other pages keeping them folded in the same order. Crease the folds and place the pages inside the cover page with the loose ends facing the fold of the cover and folded edges facing out.


***Read the story.**

***Draw a picture of things that are solid, liquid, and gas on the next page.**

***Get some snow in 3 bowls. Place in different locations at home. Watch what happens to them throughout the day. Write about what you observed.**

***The next page is a math page. Write how many tens and how many ones are in each science bottle.**

***On the final page, you will use the 100 chart to answer the questions.**



Created by Corrie Schneider

Graphics by Scrappin Doodles

www.scrappindoodles.com

and "Clip Art by Lindy" at

www.teachersnotebook.com/shop/clipartbylindy



States of

Matter:

Solids, Liquids, and Gasses



Created by Corrie Schneider

Graphics by Scrappin Doodles

www.scrappindoodles.com

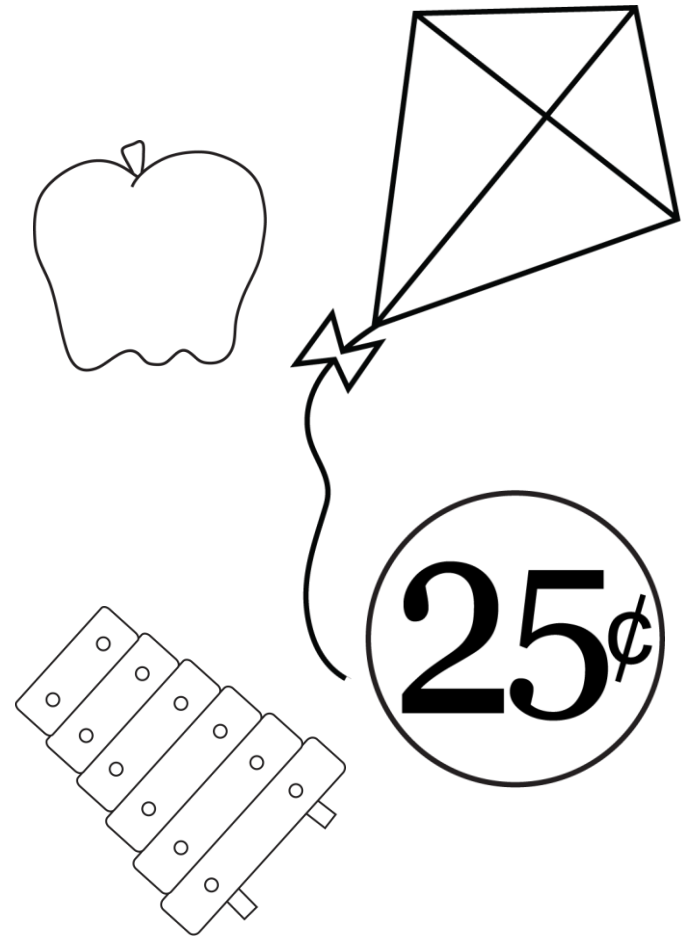
and "Clip Art by Lindy" at

www.teachersnotebook.com/shop/clipartbylindy


Name _____



States of matter are the different ways we see things in our environment.





Some things are solids. That means they are able to be touched or held.



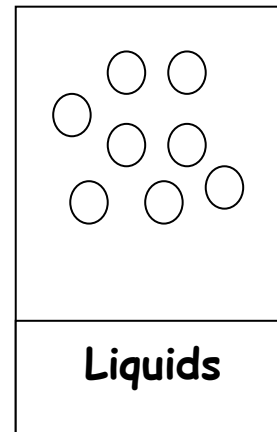
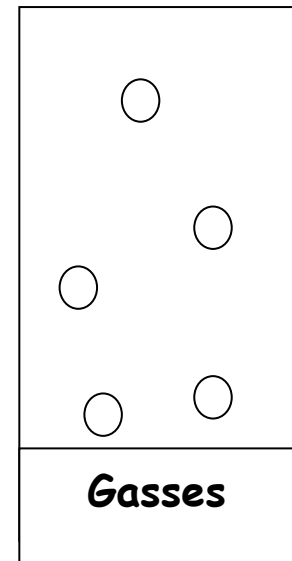
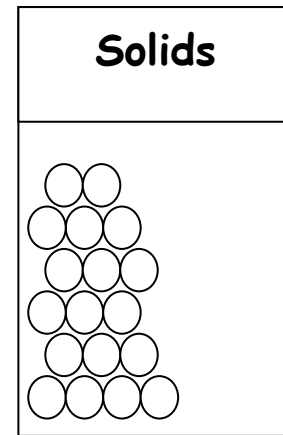
Some things are liquid. That means
They are hard to hold. You can see them,
but they do not stay in one place and can
take the shape of whatever they are in.



Gasses also cannot be held. Often
you cannot see them. They take the
shape of the container they are in.



When a heat or cold are in contact with a solid, liquid, or gas, they can change their state of matter.



Each thing is made up of molecules. When heat or cold come in contact with the molecules, they get closer or further away.

Draw a picture of things that are a solid, liquid, or gas.

Solids

Liquids

Gasses

Name _____


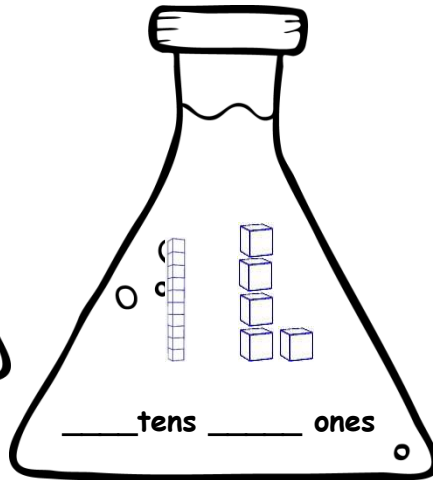
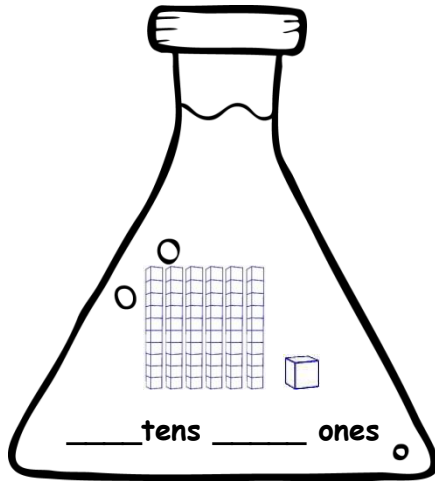
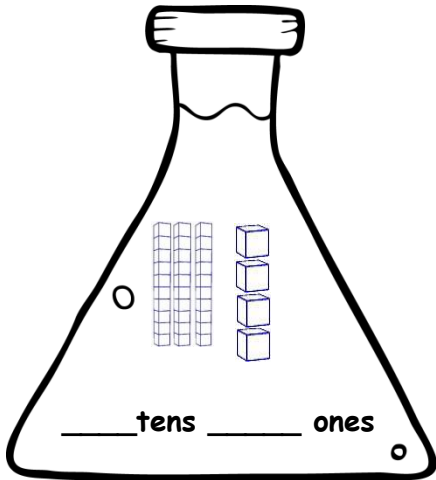
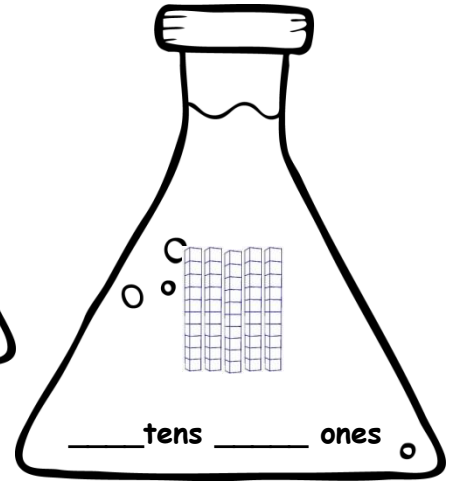
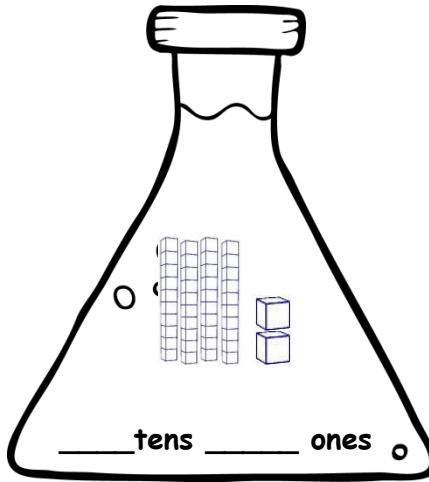
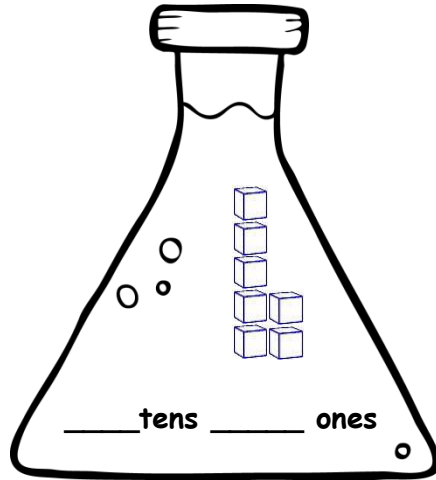
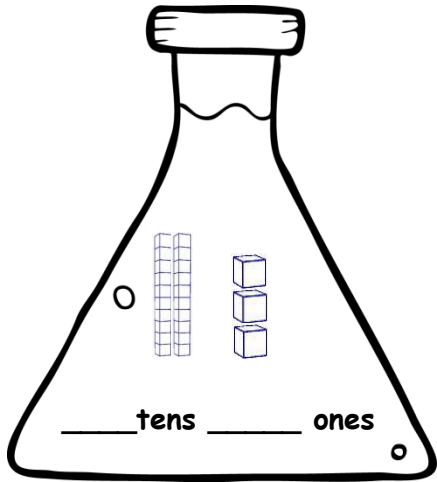
Name _____

Get some snow or ice cubes. Put it in 3 bowls. Place the bowls in 3 different places at home. (Ex. = Garage, front step, kitchen, bathroom). Draw a picture of where you put the snow. See how long it takes the snow to change its state of matter. Write about what happened below.

Handwriting practice area consisting of 12 rows of lines. Each row has a solid top line, a dashed middle line, and a solid bottom line. A cartoon boy with curly hair, wearing a long winter coat and holding a clipboard, is standing on the right side of the page.


Name _____

Write the correct numbers to show the place value.



Name _____

1	2	3	4	5	6	7	8	9	10
11	12	13	14	15	16	17	18	19	20
21	22	23	24	25	26	27	28	29	30
31	32	33	34	35	36	37	38	39	40
41	42	43	44	45	46	47	48	49	50
51	52	53	54	55	56	57	58	59	60
61	62	63	64	65	66	67	68	69	70
71	72	73	74	75	76	77	78	79	80
81	82	83	84	85	86	87	88	89	90
91	92	93	94	95	96	97	98	99	100



1. What number is 10 less than 78? _____
2. What number is 10 more than 43? _____
3. What number is 10 more than 81? _____
4. What number is 10 less than 37? _____
5. What number is 10 less than 41? _____
6. What number is 10 more than 65? _____
7. What number is 10 less than 53? _____
8. What number is 10 more than 24? _____